

Effective NOVEMBER 4, 2012

Enjoy the journey.SM

Call 1-800-USA-RAIL

Visit AMTRAK.COM

SOUTHWEST CHIEF[®]




















































































CHICAGO
— *and* —
LOS ANGELES



CHICAGO - KANSAS CITY - TOPEKA
DODGE CITY - RATON - LAMY (SANTA FE)
ALBUQUERQUE - FLAGSTAFF - LOS ANGELES
and intermediate stations



SOUTHWEST CHIEF

3	◀ Train Number ▶						4	
Daily	◀ Normal Days of Operation ▶						Daily	
    	◀ On Board Service ▶						    	
Read Down	Mile	▼		Symbol	▲	Read Up		
 3 00P	0	Dp	Chicago, IL—Union Station (CT)  Madison—see back	●  QT	Ar	 3 15P		
R3 35P	28		Naperville, IL	●  QT		D2 42P		
4 24P	83		Mendota, IL	○  QT		1 19P		
4 46P	104		Princeton, IL	○  QT		12 58P		
5 38P	162		Galesburg, IL—S. Seminary St. 	●  QT		12 08P		
6 42P	220		Fort Madison, IA (Keokuk)	●  QT		11 09A		
7 51P	298		La Plata, MO (Kirksville)	○  QT		9 55A		
 10 11P	437		Ar Dp	Kansas City, MO		●  QT	Dp Ar	 7 43A  7 24A
 10 45P	437							
11 52P	477			Lawrence, KS		○  QT		5 47A
12 29A	503			Topeka, KS		●  QT		5 18A
2 45A	638		Newton, KS (Wichita)	●  QT		2 59A		
3 20A	671		Hutchinson, KS	○  QT		2 19A		
5 25A	791		Dodge City, KS	●  QT		12 27A		
6 21A	841		Garden City, KS (CT)	●  QT		11 17P		
6 59A	941		Lamar, CO (MT)	○  QT		8 40P		
 8 15A  8 30A	993	Ar Dp	La Junta, CO	●  QT	Dp Ar	 7 41P  7 31P		
9 50A	1074			Trinidad, CO	○  QT		5 49P	
10 56A	1098		Raton, NM	○  QT		4 50P		
			 Denver—see back					
12 38P	1209		Las Vegas, NM	○  QT		3 03P		
 2 24P	1274		Lamy, NM	●  QT		 1 17P		
			 Santa Fe—see back					
 3 55P  4 45P	1341	Ar Dp	Albuquerque, NM	●  QT	Dp Ar	 12 10P  11 42A		
7 08P	1514			Gallup, NM (MT)	○  QT		8 21A	
 8 50P	1641		Winslow, AZ (MST)	○  QT		 6 39A		
 9 51P  9 57P	1699	Ar Dp	Flagstaff, AZ	●  QT	Dp Ar	 5 41A  5 36A		
				 Grand Canyon, Phoenix—see back				
 10 33P  12 46A	1730 1873		Williams Jct., AZ (Grand Can. Ry.) Kingman, AZ (MST)	○  QT ○  QT		 4 50A  2 33A		
			 Laughlin, Las Vegas—see back					
12 49A	1940		Needles, CA (PT)	○  QT		12 23A		
3 39A	2109		Barstow, CA	○  QT		9 56P		
4 18A	2146		Victorville, CA	○  QT		9 10P		
5 32A	2193		San Bernardino, CA	○  QT		7 59P		
5 53A	2203		Riverside, CA	○  QT		7 33P		
 D6 34A	2239		Fullerton, CA	●  QT		 R6 50P		
 8 15A	2265	Ar	Los Angeles, CA  (PT)  Las Vegas—see back, below	●  QT	Dp	 6 15P		

SOUTHWEST CHIEF ROUTE MAP and SYMBOLS



- A Time Symbol for A.M.
- P Time Symbol for P.M.
- D Stops only to discharge passengers; train may leave before time shown.
- R Stops only to receive passengers.
- CT Central time
- MT Mountain time
- MST Mountain Standard time
- PT Pacific time
- Bus stop
- ✈ Airport connection
- QT Quik-Trak self-serve ticketing kiosk
- Unstaffed station
- Attended station
- Staffed ticket office; may or may not be open for all train departures
- ♿ Station wheelchair accessible; no barriers between station and train
- ♿ Station wheelchair accessible; not all stations facilities accessible

Service on the Southwest Chief®

- Coaches: Reservations required.**
- Sleeping cars:** Superliner sleeping accommodations. - Amtrak Metropolitan Lounge available in Chicago for Sleeping car passengers.
- Dining:** Complete meals.
- Sightseer Lounge:** Sandwiches, snacks and beverages.
- Checked baggage at select stations.
- Free shuttle service between Williams Grand Canyon Railway station and Williams Junction Amtrak station. Reservations required.
- This location does not observe Daylight Saving Time. Schedule times for it will be ONE HOUR EARLIER beginning with the Spring time change on March 10, 2013.
- Executive Transportation operates van service from Springfield, IL for connections from Train 22 to Trains 3 and 5 at Galesburg, IL and from Galesburg, IL from Train 4 and Train 6 to Train 21 at Springfield, IL.

Smoking is prohibited.

Trails and Rails Program: In cooperation with the National Park Service, volunteer rangers provide on board narratives between May and September on selected routes. Visit nps.gov/trailsandrails and amtraktoparks.com.

Scenic Highlights

- Cross the mighty Mississippi River
- Travel past wheat fields, ranches, missions, pueblos, mountains and deserts
- Thruway connections between Lamy and Santa Fe, and Williams and the Grand Canyon

Thruway Bus Connections

Flagstaff • Phoenix (Arizona Shuttle)

8561	8563	8553	8557	8559	8565	8567	8581	8569	Thruway Number					8560	8554	8562	8576	8556	8558	8564	8566	8568
Daily	Daily	Daily	Daily	Daily	Daily	Daily	Daily	Daily	Mile	▼	Days of Operation	Symbol	▲	Daily	Daily	Daily	Daily	Daily	Daily	Daily	Daily	Daily
5 00A	7 00A	8 00A	9 00A	11 00A	1 00P	3 00P	5 00P	7 00P	0	Dp	Flagstaff, AZ (MST) -Amtrak Station	●	Ar	10 20A	12 20P	2 20P	3 20P	4 20P	6 20P	8 20P	10 20P	12 20A
6 00A	8 00A	9 00A	10 00A	12 00N	2 20P	4 20P	6 00P	8 00P	50	Dp	Camp Verde, AZ	○	Dp	9 00A	11 00A	1 00P	2 00P	3 00P	5 00P	7 00P	9 00P	11 00P
7 50A	9 50A	10 50A	11 50A	1 50P	3 50P	5 50P	7 50P	9 50P	143	Ar	Phoenix, AZ -Metro Center Transportation Ctr.	○	Dp	7 30A	9 30A	11 30A	12 30P	1 30P	3 30P	5 45P	7 30P	9 30P
8 10A	10 10A	11 10A	12 10P	2 10P	4 10P	6 10P	8 10P	10 00P	145	Ar	-Sky Harbor Air. (MT)	○	Dp	7 00A	9 00A	11 00A	12 00N	1 00P	3 00P	5 00P	7 00P	9 00P

NOTE—In addition to the same-day train connections at Flagstaff shown above, this service allows a choice of departures for overnight connections at Flagstaff for travel between the Grand Canyon or Phoenix and points east of Flagstaff via the Southwest Chief.

Los Angeles • Las Vegas (Greyhound Lines) NOTE—Greyhound schedules subject to change.

8534	8536	Thruway Number					8533	8535	8543
Daily	Daily	Mile	▼	Days of Operation	Symbol	▲	Daily	Daily	Daily
10 50A	3 10P	0	Dp	Los Angeles, CA—Union Sta. (PT)	● & QT	Ar	3 00P	5 40P	10 35P
4 40P	9 00P	271	Ar	Las Vegas, NV (PT)	○	Dp	8 50A	11 50A	4 50P
				—Greyhound Station					

Shading Key

- Reserved long-distance train
- Thruway and connecting services

Thruway Bus Connections

Chicago • Rockford • Madison

(Van Galder—en route transfers may be necessary)

8965	Mile	▼	Thruway Number	Symbol	▲	8964
5 00P	0	Dp	Chicago, IL—Union Station (CT)	●	Ar	1 45P
6 50P	75	Ar	Rockford, IL	○	Dp	11 50A
7 10P	92		South Beloit, IL	○		11 25A
7 30P	105		Janesville, WI	○		11 00A
8 20P	134		Madison, WI (CT)	○		10 15A
8 35P	140	Ar	—Dutchmill Park & Ride —Memorial Union-Univ. of Wisconsin	○	Dp	10 00A

Denver • Colorado Springs • Pueblo • Raton

(Greyhound Lines)

3	Connecting Train Number					4
8603	Mile	▼	Thruway Number	Symbol	▲	8604
5 30A		Dp	Denver, CO—Amtrak Station (MT)	●	Ar	9 10P
7 10A		Ar	Colorado Springs, CO	○	Dp	7 40P
8 10A		Ar	Pueblo, CO	○	Dp	6 45P
10 20A		Ar	Raton, NM—Amtrak Station (MT)	○	Dp	5 05P

Lamy • Santa Fe (Lamy Shuttle)

Lamy Shuttle Service van meets Trains 3 and 4 daily. From Lamy to Santa Fe, advance reservations required; call 1-800-USA-RAIL. From Santa Fe to Lamy, shuttle will pick up at your hotel; call (505) 982-8829 the day prior to departure to arrange pickup.

Grand Canyon • Williams (Grand Canyon Railway)

7903	Grand Canyon Railway Train Number					7904
Daily	Mile	▼	Days of Operation	Symbol	▲	Daily
3 30P	0	Dp	Grand Canyon, AZ (MST) —Grand Canyon Railway Station	○	Ar	11 45A
5 45P	64	Ar	Williams, AZ (MST) —Grand Canyon Railway Station	○	Dp	9 30A

NOTE—The Grand Canyon Railway station at the Grand Canyon is located near the Canyon rim, across the road from the El Tovar Hotel. Please visit www.thetrain.com/schedule for any updates to 2012 train schedule.

Williams • Williams Junction ^[53]

(Shuttle service provided by Grand Canyon Railway)

3	Connecting Train Number					4
6903	Thruway Number					6904
Daily	Mile	▼	Days of Operation	Symbol	▲	Daily
^[69] 10 10P	0	Dp	Williams, AZ (MST) —Grand Canyon Railway Station	○	Ar	^[69] 5 10A
^[69] 10 20P	3	Ar	Williams Junction, AZ (MST) —Amtrak Station	○	Dp	^[69] 5 00A
6803	Thruway Number					6804
^[69] 10 40P	0	Dp	Williams Junction, AZ (MST) —Amtrak Station	○	Ar	^[69] 4 40A
^[69] 10 50P	3	Ar	Williams, AZ (MST) —Grand Canyon Railway Station	○	Dp	^[69] 4 30A

Kingman • Laughlin • Las Vegas (Commuter Services)

8003	Mile	▼	Thruway Number	Symbol	▲	8004
^[69] 12 50A	0	Dp	Kingman, AZ—Amtrak Station (MST)	○	Ar	^[69] 2 00A
12 50A	33	Ar	Laughlin, NV—Tropicana Express (PT)	○	Dp	12 01A
3 10A	128	Ar	Las Vegas, NV (PT) —McCarran International Airport	○	Dp	9 30P

Flagstaff • Phoenix (Greyhound Lines)

3	Connecting Train Number					4
8703	Thruway Number					8704
Daily	Mile	▼	Days of Operation	Symbol	▲	Daily
10 05P	0	Dp	Flagstaff, AZ—Greyhound Sta. (MST)	○	Ar	2 25A
12 35A	145	Ar	Phoenix, AZ—Greyhound Sta. (MST)	○	Dp	11 45P

Rail Runner Commuter Rail Service

Belen—Albuquerque—Santa Fe

For information call (866) 795-7245 or visit www.nmrailrunner.com.

See other side for Shading Key, Route Map and Symbols.